

Groundbreaking capacity  
and exceptionally low  
energy usage is the  
backbone of our E3 range.

**E3**



# E3 Bottle coolers

Enhanced storage capacity, superb energy efficiency

- ◇ With superior storage, one three door E3 can hold 127 more bottles than two standard two door bottle coolers, and all on a smaller footprint.
- ◇ The E3 range is available with drawers, a sleek addition which can make your bar easier for staff to use.
- ◇ Temperature range is adjustable from +2°C to +18°C giving you the flexibility to store white wines, red wines, beers and ciders.



**TotalChill technology** means there are no 'hot spots' so all bottles and kegs are cooled equally, and customers are consistently served cold drinks.



**Superior storage capacity** of up to 722 bottles – making 'bottling up' more efficient for bar staff and allowing for faster service.



**Reduced energy usage** – over 60% more energy efficient than our previous range meaning you aren't just saving money, you're also investing in an environmentally responsible product.



**Powerful refrigeration system** means you can fill the E3 up and drinks are at the right temperature for the next shift.



**Add drawers to your E3 bottle cooler** and you will not only create a practical bar layout, but also a sleek and ergonomic one!

## Environmentally friendly

All our bottle coolers use environmentally friendly and energy efficient R600a hydrocarbon refrigerant.



## Safe and secure

Locks come as standard on glass door models, and are optional for solid doors.



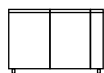
## Refrigeration to suit you

Available as plug ready or remote.





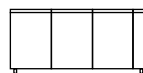
## Specifications



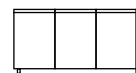
E3/22MU84



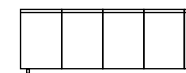
E3/22VS84



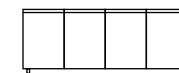
E3/222MU84



E3/222VS84



E3/2222MU84



E3/2222VS84

### Standard height configurations

Dimensions (w x d x h) mm	1434 x 512* x 840**/860-880***	1184 x 545* x 840**/860-880***	1988 x 512* x 840**/860-880***	1738 x 545* x 840**/860-880***	2542 x 512* x 840**/860-880***	2292 x 545* x 840**/860-880***
Storage Capacity (33ml bottles)	344	344	531	531	722	722
Plug ready or Remote	Plug ready	Remote	Plug ready	Remote	Plug ready	Remote
Energy Grade	B (Solid door); C (Glass door)	†	B (Solid door); C (Glass door)	†	B (Solid door); C (Glass door)	†

\*Glass door anthracite finish models are fitted with an integrated handle which increases depth by 12mm \*\*height without feet \*\*\*adjustable height



### Available options



**Lock for solid door and drawer**



**Additional solid metal shelf 511 x 348 mm**



**Optional drawers for E3**

2 x 1/2 Drawers Anthracite  
 3 x 1/3 Drawers Anthracite  
 2 x 1/2 Drawers S/steel  
 3 x 1/3 Drawers S/steel



NB: Please specify all options required at the time of ordering